



# Modular Workstation

## Cabinet H970



**RPW-09S + RA-9091**

W900xD510xH970

Loading : 100kg / shelf

Shelf x2



**RPW-06S + RA-6091**

W620xD510xH970

Loading : 100kg / shelf

Shelf x2

## Tool Cabinet



**RPW-06S + RB-6098**

W620xD510xH970

Loading : 45kg / drawer



**RPW-06S + RC-6094**

W620xD510xH970

Loading : 45kg / drawer



**EGL-177M**

W755xD510xH850

Loading : 45kg / drawer

## Wastebin Cabinet



**RPW-06S + RG-6091**

W620xD510xH970

## Cabinet H2020



Storage cabinet

**RA-9201**

W900xD510xH2020

Loading : 100kg / shelf

Shelf x4



Suitable W900 cabinet

**1 Pull-out shelf**

**RPB-92**

W733xD444

Loading : 45kg / shelf

**2 Drawer set**

**RPB-91**

W865xD425xH312

Loading : 45kg / drawer



Storage cabinet

**RA-6201**

W620xD510xH2020

Loading : 100kg / shelf

Shelf x4



Clothes locker

**RE-6201**

W620xD510xH2020

Loading : 100kg / shelf

Closet rod x1, Shelf x2

## Sink Cabinet



**RD-6091**

W620xD510xH1220

## Desktop



Wood top

**EDAB-062505**

W620xD500xH50

**EDAB-090505**

W900xD500xH50



Stainless steel top

**RPW-06S**

W620xD500xH50

**RPW-09S**

W900xD500xH50

**RPW-12S**

W1240xD500xH50

## Stiffening Plate



**RPW-06D**

W620xD500xH40

**RPW-09D**

W900xD500xH40

A stiffening plate is needed while choosing the wood top without cabinet underneath.

## Pole




**RPA-1**

W40xD30xH1950

2 pcs / set

## Panel



With socket

**RPQ-6063A**

W610xD45xH645

**RPQ-9063A**

W890xD45xH645

**RPQ-6103A**

W610xD45xH1045

**RPQ-9103A**

W890xD45xH1045

Universal socket (110V~220V) x2

Power plugs not included.

With water baffle

**RPQ-6062**

W610xD24xH645

**RPQ-6102**

W610xD24xH1045

## Wall Cabinet



**RPH-61**

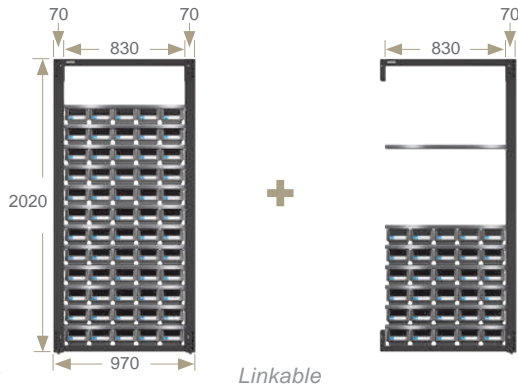
W620xD330xH400



**RPH-91**

W900xD330xH400

## Drawer Rack



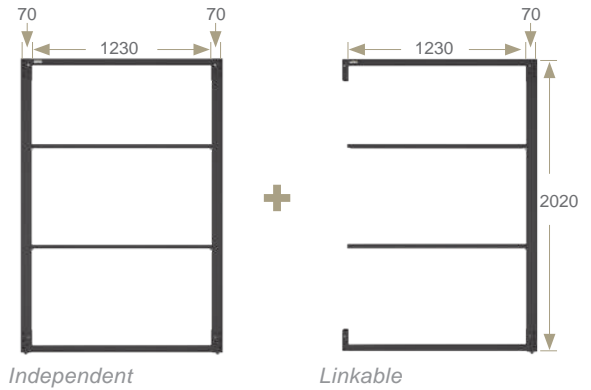
Independent

Linkable

RFA-091	RFB-091	RFA-092	RFB-092
W970xD500xH2020		W900xD500xH2020	
—	Loading : 100kg / shelf	—	Loading : 100kg / shelf
Drawer x60	Drawer x30, Shelf x1	Drawer x60	Drawer x30, Shelf x1

Includes TB-1016 drawers Refer to P49

## Modular Rack




Independent

Linkable

RFC-131	RFC-132
W1370xD500xH2020	W1300xD500xH2020
Loading : 200kg / shelf	Loading : 200kg / shelf
Shelf x2	Shelf x2

## Combination

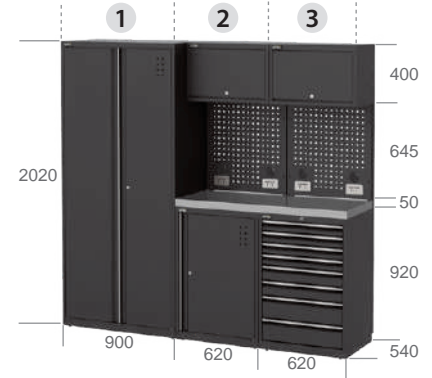


### Combination 1

**RY-01SA** W1240xD540XH2020

1 RPH-61 Wall cabinet x1	2 RPH-61 Wall cabinet x1
RPQ-6063A Panel with socket x1	RPQ-6063A Panel with socket x1
RB-6098 Tool cabinet x1	RA-6091 Storage cabinet x1
RPW-12S Stainless steel top x1 (1,2 shared)	

Includes RPA-1 pole x2 (4 pcs)

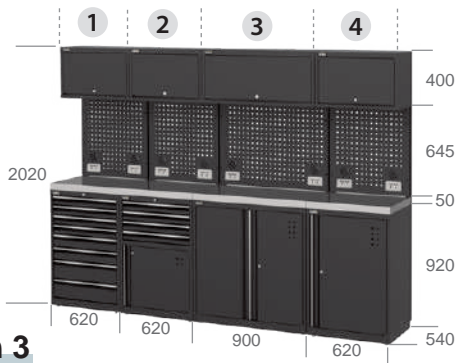


### Combination 2

**RY-02SA** W2140xD540XH2020

1 RA-9201 Storage cabinet x1	3 RPH-61 Wall cabinet x1
2 RPH-61 Wall cabinet x1	RPQ-6063A Panel with socket x1
RPQ-6063A Panel with socket x1	RPQ-6063A Panel with socket x1
RA-6091 Storage cabinet x1	RB-6098 Tool cabinet x1
RPW-12S Stainless steel top x1 (2,3 shared)	

Includes RPA-1 pole x2 (4 pcs)




### Combination 3

**RY-03SA** W2760xD540XH2020

1 RPH-61 Wall cabinet x1	2 RPH-61 Wall cabinet x1
RPQ-6063A Panel with socket x1	RPQ-6063A Panel with socket x1
RB-6098 Tool cabinet x1	RC-6094 Tool cabinet x1
RPW-12S Stainless steel top x1 (1,2 shared)	
3 RPH-91 Wall cabinet x1	4 RPH-61 Wall cabinet x1
RPQ-9063A Panel with socket x1	RPQ-6063A Panel with socket x1
RPW-09S Stainless steel top x1	RPW-06S Stainless steel top x1
RA-9091 Storage cabinet x1	RA-6091 Storage cabinet x1

Includes RPA-1 pole x4 (8 pcs)



### Combination 4

**RY-04SA** W3660xD540XH2020

1 RPH-91 Wall cabinet x1	2 RPH-61 Wall cabinet x1
RPQ-9063A Panel with socket x1	RPQ-6063A Panel with socket x1
RPW-09S Stainless steel top x1	RA-6091 Storage cabinet x1
RA-9091 Storage cabinet x1	4 RPH-91 Wall cabinet x1
3 RPH-61 Wall cabinet x1	RPQ-9063A Panel with socket x1
RPQ-6063A Panel with socket x1	RPW-09S Stainless steel top x1
RC-6094 Tool cabinet x1	EGL-177M Tool cabinet x1
RPW-12S Stainless steel top x1 (2,3 shared)	
5 RE-6201 Clothes locker x 1	

Includes RPA-1 pole x4.5 (9 pcs)

Unit of measurement : mm

## Cabinet H1780 (Mobile) 400kg load capacity



**SAQ-361**

W900xD515xH1780



*Acrylic door*

**SAA-361K**

W900xD515xH1780

Loading : 200kg / shelf  
Shelf x4



103  
103  
103

*Acrylic door*

**SAQ-362KM**

W900xD515xH1899

Loading : 45kg / drawer



103  
103  
103

**SAA-362M**

W900xD515xH1899

Loading : 45kg / drawer  
200kg / shelf

Shelf x3

## Cabinet H900

(Mobile) 400kg load capacity



**SAA-331M**

W900xD515xH1019

Loading : 200kg / shelf  
Shelf x2



**SAA-231**

W600xD515xH900

Loading : 200kg / shelf  
Shelf x2

## Tool Cabinet

(Mobile) 400kg load capacity



100  
100  
100  
100  
100  
150  
150

**SAB-331**

W900xD515xH900

Loading : 45kg / drawer  
100kg / shelf

Shelf x2



100  
100  
100  
100  
100  
150  
150

**SG-23071M**

W600xD510xH1019

Loading : 45kg / drawer


## Wastebin Cabinet



**SAG-231**

W600xD515xH900

## Drawer Rack



*Independent*

**SCA-361**      **SCB-361**

W970xD500xH1780

Loading : 100kg / shelf

Drawer x60      Drawer x30, Shelf x1



*Linkable*


**SCA-362**      **SCB-362**

W900xD500xH1780

Loading : 100kg / shelf

Drawer x60      Drawer x30, Shelf x1

## Modular Rack



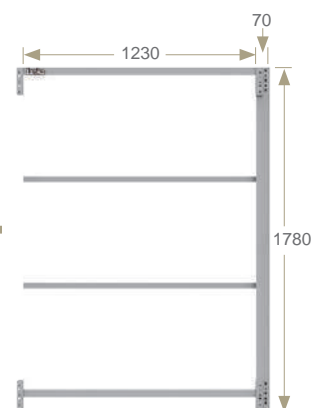
*Independent*

**SCC-461**

W1370xD500xH1780

Loading : 200kg / shelf

Shelf x2



*Linkable*

**SCC-462**

W1300xD500xH1780

Loading : 200kg / shelf

Shelf x2

## Desktop



Steel top


<b>SPW-3</b>	<b>SPW-4</b>
W900xD500xH50	W1200xD500xH50



Stainless steel top

<b>SPW-3S</b>	<b>SPW-4S</b>
W900xD500xH50	W1200xD500xH50

## Panel



SPQ-32A	SPQ-33A	SPQ-42A	SPQ-43A
W900xD325xH825		W1200xD325xH825	
Panel : W900xH825mm Shelf : W895xD300xH28mm		Panel : W1200xH825mm Shelf : W1195xD300xH28mm	
Universal socket (110V~220V) x2			
—	LED light (10W)x1	—	LED light (10W)x1


Power plugs not included.

## Pole



<b>SPA-1</b>
W74xD40xH1757

# Combination




### Combination A

**SY-01A** W3000xD555XH1780

<b>1</b> SAA-361 Storage cabinet x1	<b>3</b> SPQ-43A Panel set with light x1
<b>2</b> SPQ-33A Panel set with light x1	SPW-4 Steel top x1
SPW-3 Steel top x1	SAG-231 Wastebin cabinet x1
SAA-331 Storage cabinet x1	SG-23071 Tool cabinet x1

Includes SPA-1 pole x3



### Combination B

**SY-02A** W3000xD555XH1780

<b>1</b> SAA-361 Storage cabinet x1	<b>3</b> SPQ-33A Panel set with light x1
<b>2</b> SPQ-43A Panel set with light x1	SPW-3 Steel top x1
SPW-4 Steel top x1	SAA-331 Storage cabinet x1
EGA-7041M Tool cabinet is optional, refer to P21	

Includes SPA-1 pole x3




### Combination C

**SY-03A** W2100xD555XH1780

<b>1</b> SAA-361 Storage cabinet x1	<b>2</b> SPQ-43A Panel set with light x1
	SPW-4 Steel top x1
	SAG-231 Wastebin cabinet x1
	SG-23071 Tool cabinet x1

Includes SPA-1 pole x2



### Combination D

**SY-04A** W1800xD555XH1780

<b>1</b> SAA-361 Storage cabinet x1	<b>2</b> SPQ-33A Panel set with light x1
	SPW-3 Steel top x1
	SAA-331 Storage cabinet x1

Includes SPA-1 pole x2

Unit of measurement : mm